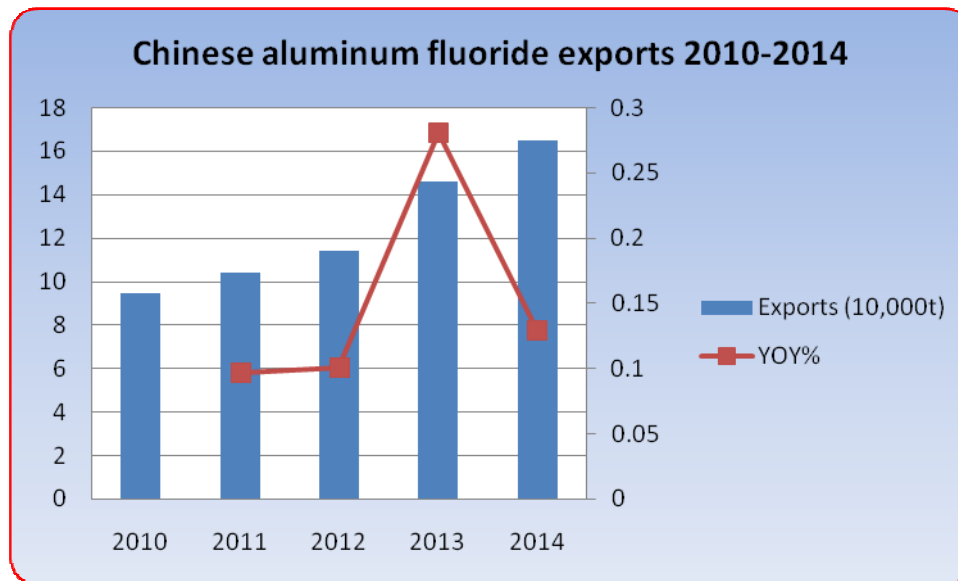
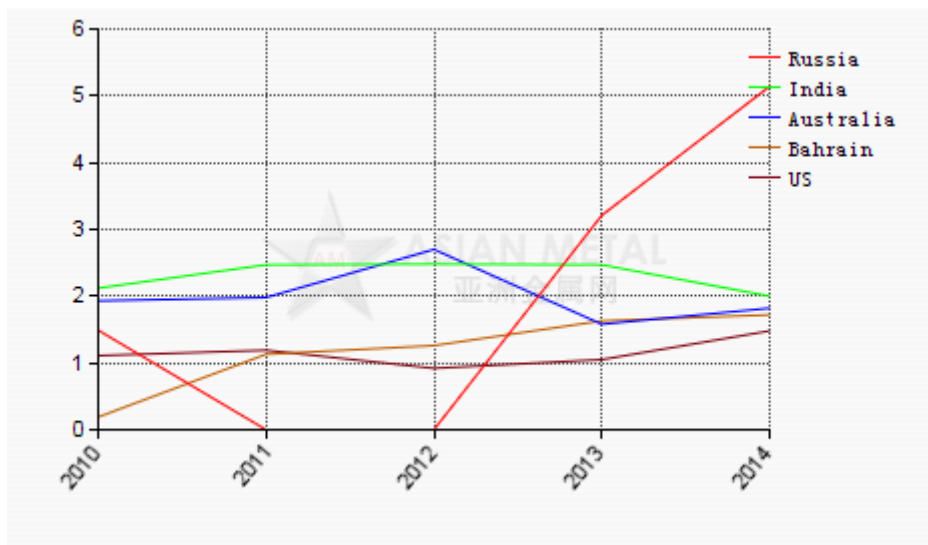


Chinese aluminum fluoride export volume analysis 2010-2014

BEIJING (Asian Metal) 2 Feb 15 - According to China Customs, Chinese aluminum fluoride export volume climbed up by 12.88% YOY to around 164,800t in 2014. From 2010 to 2014, the export volume has been keeping rising.



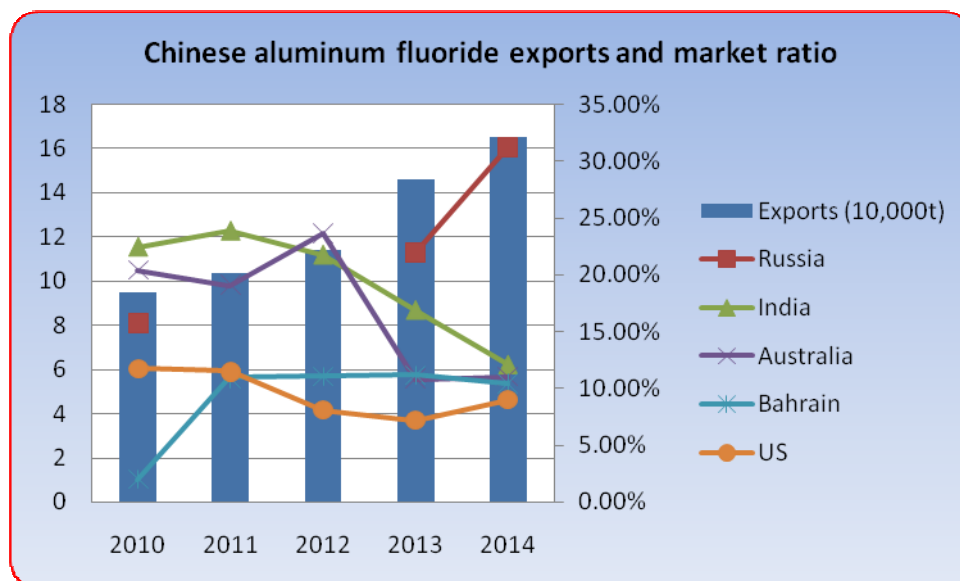
From the above graph, we know that the export volume kept moving up in the past five years. In 2014, the rising speed slowed to around 13%. Although Chinese demand for aluminum fluoride increased significantly in the past five years due to the expanding primary aluminum capacity, Chinese aluminum fluoride supply also kept enlarging. Therefore, Chinese aluminum fluoride market was sluggish in recent two years. In order to gain more profits, Chinese aluminum fluoride suppliers enlarged their business in the export market.



From 2010 to 2014, India was a stable aluminum fluoride buyer of China, with the annual import volume not less than 20,000t. However, the ratio for Indian market kept declining from above 20% before 2013 to 12% in 2014.

The demand for Chinese aluminum fluoride from Russia increased significantly in recent two years, and touched 51,400t in 2014. The export ratio for Russian market also jumped to 31% in 2014.

Australia was the third biggest aluminum fluoride importer of China in the past five years with the average annual purchase volume at around 20,000t, but the ratio slid down from more than 20% before 2013 to around 10% in 2013 and 2014.



Chinese annual aluminum fluoride exports to Bahrain and the US were less than 20,000t in the past five years. The ratio for Bahrain market stabilized at around 10%, and that for the US market kept declining from 2010 to 2013. The export ratio for the US market was less than 10% on average in the past five years. The US may not increase purchase volume from China since they can get cheap material from South America.