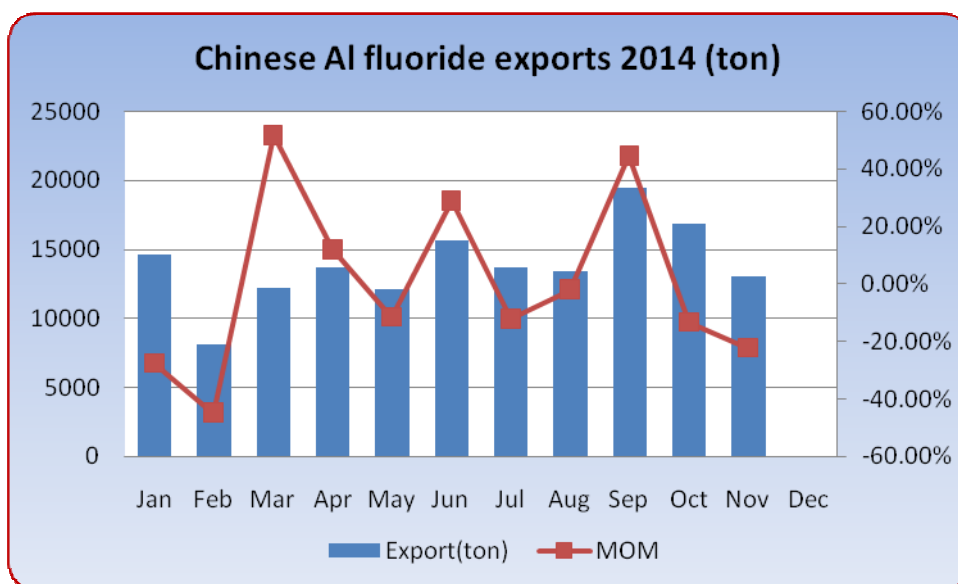


Chinese aluminum fluoride exports down by 22.3% MOM in November

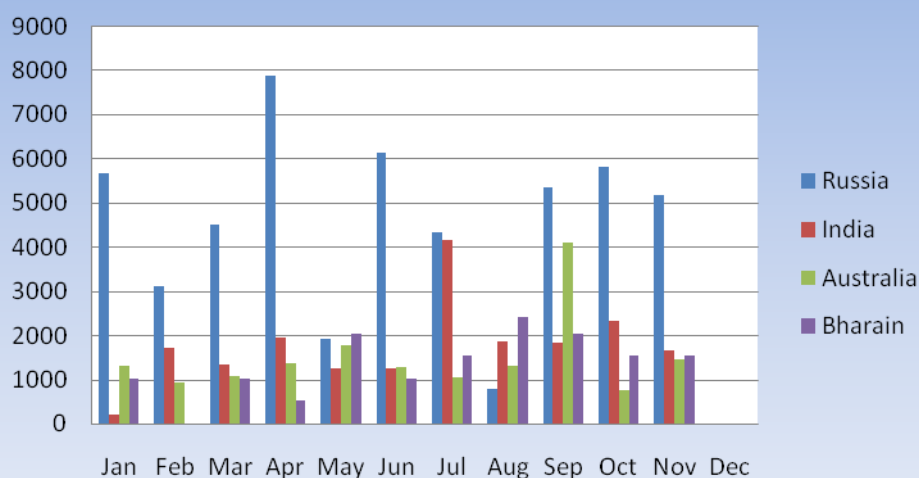
BEIJING (Asian Metal) 29 Dec 14 - According to China Customs, Chinese aluminum fluoride exports reduced by 22.3% MOM to around 13,091t in November, 2014. The total exports from January to November were around 0.153 million tonnes, up by 21.8% YOY.



From the above graph, we learn that Chinese aluminum fluoride exports continued going down for two months in October and November. Asian Metal learnt that part new aluminum fluoride traders suspended the business due to fierce competition and little profit. In the Q4, Chinese aluminum fluoride export price did not go up as usual and sources were not optimistic about the market.

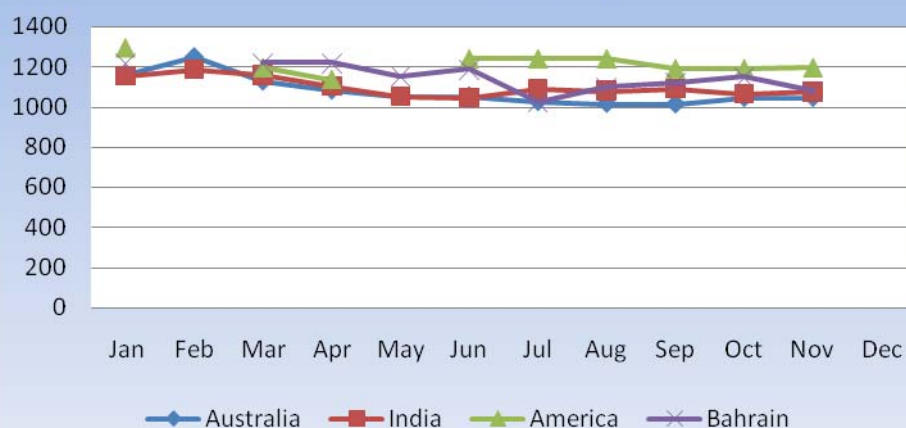
In November, Chinese aluminum fluoride exports to Russia and India both dropped a bit to 5,160t and 1,650t respectively. The exports to Bahrain kept steady at 1,530t, while the volume to Australia rose by around 92.9% MOM to 1,458t in November. We can see the details by the following graph.

Chinese al fluoride exports by major destinations (ton)



The mainstream prices for Chinese aluminum fluoride export in November maintained at around USD1,150-1,190/t FOB China. The lowest level is trying to touch USD1,100/t and the highest level is going to touch USD1,200/t. However, because of the fierce competition and sluggish aluminum ingot market, the export price will not go up significantly. The following graph shows us Chinese aluminum fluoride export prices to main destinations.

Chinese aluminum fluoride export price FOB China 2014 (USD/t)



Chinese aluminum fluoride exporters in November, 2014

Exporters	Destinations	Exports (kg)	Unit price (USD)
Beijing Ronzlle	Australia	918000	1.122
Beijing Ronzlle	Bahrain	1530000	1.079
Beijing Ronzlle	South Korea	20000	1.121
Beijing Ronzlle	Thailand	20000	1.100
Beijing Ronzlle	New Zealand	102000	1.110
United Eurasian (Beijing)	Russia	2340000	1.075
CIMM Group	India	1500000	1.059
Shanghai Rijian Dazhong Metallurgy Materials	Japan	4000	1.801
Phans Trade (Shanghai)	South Korea	20000	1.270
Nantong Kaixin Medicine Chemicals	Japan	20000	1.290
Shandong Zibo Bofeng Fertilizer	Russia	540000	1.090
Jiaozuo Fluoride Chemicals Industrial	Brazil	300000	1.164
Jiaozuo Fluoride Chemicals Industrial	America	1500000	1.194
Do-fluoride Chemicals	Russia	480000	1.075
Do-fluoride Chemicals	Japan	152000	1.175
Do-fluoride Chemicals	Spain	18000	1.276
Do-fluoride Chemicals	New Zealand	81000	1.103
Do-fluoride Chemicals	Vietnam	5000	1.200
Hunan Nonferrous Fluoride Chemicals Trade	Australia	540000	1.027
Hunan Nonferrous Fluoride Chemicals Trade	Russia	300000	1.123
Hunan Nonferrous Fluoride Chemicals Trade	Russia	1500000	1.123
Hunan Nonferrous Fluoride Chemicals Trade	Iran	250000	1.109
Hunan Nonferrous Fluoride Chemicals Trade	Kazakhstan	180000	1.170
Foshan Jiali Trade	Malaysia	600990	1.078
Chongqing Joywell Trade	Japan	20000	1.290
Baiyin Zhongtian Chemicals	India	150000	1.033